

# BAXI

## Commercial Gas Condensing Boilers



BAXI Luna Duo-Tec MP+



BAXI Power HT

QUALITY HYDRONIC HEATING EQUIPMENT



The best in European design and manufacturing providing sustainable, efficient heating.

# BAXI Commercial Gas Condensing Boilers

The BAXI commercial range of wall and floor mounted commercial boilers uses cutting edge gas condensing technology to maximise efficiency and extend lifespan. BAXI are experts in the field of high output condensing boilers, producing compact and scalable systems ideal for a range of commercial applications. Available in outputs from 35kW to 150kW.

## A World Leader in Heating Technology

BAXI are specialised boiler manufacturers based in Vicenza, Italy. Dedicated to boiler manufacturing only, BAXI lead the way in environmentally sustainable, water based heating solutions. BAXI's history dates back over 30 years and they are one of the largest manufacturers of heating boilers in Europe, producing approximately 1 million boilers per year. As BAXI expertise is dedicated to boiler manufacture and development only, this enables BAXI to stay at the cutting edge of boiler technology and deliver the most energy efficient, cost saving boilers on the market. This expertise is what sets BAXI boilers apart.

## BAXI in Australia

HydroHeat Supplies are the exclusive importer of BAXI in Australia. As the BAXI presence HydroHeat are proud to support and maintain one of Europe's leading boiler brands, and arguably the most efficient heating boilers available on the Australian market.

HydroHeat Supplies are the premier wholesale hydronic heating supplies company in Australia, having been established since 1990. HydroHeat supply complete hydronic heating systems to the Australian HVAC industry and are synonymous with the BAXI ethos of sustainability and excellence in heating. HydroHeat head office and warehousing is based in Melbourne with national distribution across seven states.

- › BAXI Quality European Manufactured
- › BAXI Warranty & Service Support
- › Spare Parts Availability Minimum 10 Years
- › Over 10 years in Australia
- › Complete Hydronic System Solutions
- › Certified BAXI Installer Training
- › System Design Consultation
- › AGA Australian Approvals
- › Wall Hung and Floor Mounted Units
- › Cascade install up to 12 Units
- › DHW & Solar Integration

## Why choose BAXI Condensing Boilers?

- › High Modulation Ratios
- › Flexible Cascade Install
- › Compact, Light Weight
- › Indoor & Outdoor Use
- › Stainless Steel Heat Exchangers



BAXI Power HT

BAXI Duo-Tec MP+

## Gas Condensing Boiler Technology

Gas Condensing Boiler technology has been used successfully overseas for over 25 years and since 2004 has been legislated for mandatory use throughout Europe. In Australia however, condensing boilers are a more recent development. Therefore careful selection is critical to ensure longevity and ability of the secondary heat exchanger to withstand corrosion.

Most condensing boilers have typical net thermal efficiency of 90-95% as opposed to non-condensing types of around 80%. The BAXI range of condensing boilers operates at up to 97% efficiency. A significant advantage considering heating makes up 15-30% of a building's energy requirements.

Condensing technology reuses 'latent' heat from the flue gases (by incorporating the heat exchanger as an integral part to increase efficiency), which in turn also lowers the temperature of the flue. By doing this the flue gases emit 90% less CO and 80% less NOx in comparison with conventional boilers.

## BAXI Support & Training

The BAXI Australia network is supported by HydroHeat trained BAXI installers. HydroHeat installers are trained on the specific requirements of BAXI boiler commissioning and maintenance. HydroHeat reinforce the importance that units are installed and commissioned in accordance with BAXI guidelines and maintained by competent contractors. Servicing is supported Australia wide.

BAXI boilers carry Australian approvals for both Natural Gas and Propane (LPG). Approved for both indoor and outdoor use.

## Complete System Solutions

HydroHeat supply all boiler accessories needed for complete system solutions. The BAXI commercial range is compatible with a full range of system components and accessories, in addition HydroHeat provide system specification advice and consultation to ensure efficiency targets are reached and to maximise return on investment.

- › Flue Systems
- › Thermostats & Controllers
- › Partage Controllers
- › Relay Boxes
- › Expansion Tanks
- › Power HT Plinth Kits
- › Valve & Piping Systems
- › Fluid Management Systems
- › BackFlow Prevention



## Retro Fit

Heating boilers are the most significant component in a commercial building's HVAC system. It is achievable for a 30-50 year old building to gain a 2.5 star to 4.5 star energy efficiency *increase* by retrofitting condensing boilers in place of existing conventional boilers.

As heating makes up such a large proportion of a buildings total energy requirements this is a common building upgrade.

On a typical 30 year old building, condensing boilers have the potential to reduce annual gas running costs for space heating by as much as 30% providing careful selection and maintenance.

Both the Duo-Tec MP and Power HT are ideal for retro fit application as the compact size and light weight allows for easy installation to difficult access areas or rooftops via elevators and stairwells. If crane access is an option the boilers can be pre-assembled off-site on skids and simply dropped into position.



## Energy and Cost Saving Benefits

Class leading 'turndown' modulation ratios enable smooth and energy efficient operation, providing significant savings and return on investment when incorporating condensing boiler technology into buildings.

# BAXI Luna Duo-Tec MP+

## WALL HUNG COMMERCIAL GAS CONDENSING BOILER

High Output BAXI Duo-Tec MP+ gas condensing boilers for light commercial heating applications. Condensing technology extracts and reuses heat from burnt gases to deliver a genuine rated efficiency of 97% making the Duo-Tec MP+ range one of the most green & efficient light commercial boilers on the Australian market.

Class leading 1:9 modulation 'turndown' ratio adjusts heat output to suit demand, enabling ultra smooth energy efficient operation and increased longevity. Wall hung for compact installation, suitable for indoor and outdoor use.

**think**  
intelligence within

Integrated system management with new Hi-Flow Pump



Indoor Model Shown

### Features & Benefits

- › Six models 35kW - 110kW
- › Wall hung, compact size and minimal weight
- › Indoor / Outdoor, NG, LPG and AGA approved
- › Digital control panel with push buttons and backlit LCD display
- › 316 Stainless Steel Heat Exchanger (5 yr warranty) - Single Chamber (35, 50, 60, 70kW), Double Chamber (90, 110kW)
- › Fully room sealed against poor or corrosive air quality
- › Cascade install up to 12 boilers (12 x 110 = 1320kW)
- › 4 Bar pressure relief valve included
- › Frontal access for easy servicing
- › Soundproofing for quiet operation
- › Frost protection, pump anti-stick system and diverter valve seize prevention
- › Built-in outdoor temperature compensation option
- › Facility for DHW and solar integration
- › Conforms to strict European ERP standards
- › Mixed zone system (high and low temperature) option
- › Complete range of accessories

### High Efficiency Condensing

- › Rated Efficiency 97% @ 50 °C, 90% @ 80 °C as per AS 4552
- › Upgraded integral High-Flow Modulating Pump for increased flow rate efficiency
- › **'think'** intelligent system management to maximise component integration efficiency
- › 1:9 modulation 'turndown' ratio adjusts to heat output, prevents short cycling (1:9 50-110kW, 1:7 35kW)
- › Fully Modulating Cascade across all boilers in install
- › Condensing pre-mix burner, reuses waste flue gases reduces noxious waste (up to 80% of NOx, 90% of CO)



**Environmental**  
Reduced NOx waste  
Reduced CO waste



**think**  
Intelligent Integrated  
Operating System



**Warranty**  
2 Year Boiler & Parts  
5 Year Heat Exchanger



**High Efficiency**  
Class leading  
Energy Efficiency



**Cascade Install**  
Cascade install  
up to 12 boilers  
up to 1320kW



**1:9 Modulation**  
Adapts heat output,  
saves short cycling



## Control System

- › Overheat limit thermostat for water/flue exchanger, electronic temperature control by NTC probes
- › Hydraulic differential pressure switch in event of low water or high pressure
- › Electronic thermometer, heating pressure gauge
- › Heating and DHW integrated in the control panel
- › Flow over-temperature thermostat
- › Modulating fan with electronic speed adjusting system



▲ Duo-Tec MP+  
Indoor Models



▲ Duo-Tec MP+  
Outdoor Models

## Specification & Performance

		Duo-Tec+ MP 35kW	Duo-Tec+ MP 50kW	Duo-Tec+ MP 60kW	Duo-Tec+ MP 70kW	Duo-Tec+ MP 90kW	Duo-Tec+ MP 110kW
<b>Model Code</b>		MP 1.35	MP 1.50	MP 1.60	MP 1.70	MP 1.90	MP 1.110
<b>Type (Indoor / Outdoor)</b>		ID / OD	ID / OD	ID / OD	ID / OD	ID / OD	ID / OD
<b>Gas Used (Natural / Propane)</b>		NG / LPG	NG / LPG	NG / LPG	NG / LPG	NG / LPG	NG / LPG
<b>Nominal Gas Consumption</b>	MJ/h	140	186	227	268	351	415
<b>Turn Down Gas Consumption</b>	MJ/h	20	20	25	30	39	47
<b>Modulation Ratio</b>		1:7	1:9	1:9	1:9	1:9	1:9
<b>Max Heat Output at 80/60 °C</b>	kW	33.8	45	55	65	85	102
<b>Min Heat Output at 80/60 °C</b>	kW	5.0	5.0	6.1	7.2	9.4 NG / 12.2 LPG	11.4
<b>* Efficiency at 80/60 °C</b>		90	90	90	90	90	90
<b>Max Heat Output at 50/30 °C</b>	kW	36.6	48.6	59.4	70.2	91.8	110.2
<b>Min Heat Output at 50/30 °C</b>	kW	5.4	5.4	6.6	7.8	10.2 NG / 13.1 LPG	12.3
<b>*Efficiency at 50/30 °C</b>		97	97	97	97	97	97
<b>Min - Max Water Circuit Pressure</b>	bar/kPa	0.5-4.0 / 50-400	0.5-4.0 / 50-400	0.5-4.0 / 50-400	0.5-4.0 / 50-400	0.5-4.0 / 50-400	0.5-4.0 / 50-400
<b>Flue Duct Diameter</b>	mm	80 / 125	80 / 125	80 / 125	80 / 125	110 / 160	110 / 160
<b>Max Flue Temperature</b>	°C	90	92	96	76	70	70
<b>Waste NOx Emissions</b>	mg/kWh	31.8	29.8	34.1	34.8	39.5	24.7
<b>Gas Input Pressure (NG / LPG)</b>	kPa	1.13 / 2.75	1.13 / 2.75	1.13 / 2.75	1.13 / 2.75	1.13 / 2.75	1.13 / 2.75
<b>Power Supply</b>	V/Hz	230V / 50Hz	230V / 50Hz	230V / 50Hz	230V / 50Hz	230V / 50Hz	230V / 50Hz
<b>Power Consumption</b>	W	180	190	210	210	275	320
<b>Net Weight (Indoor / Outdoor)</b>	kg	40 / 47	40 / 47	40 / 47	50 / 57	83 / 95	93 / 105
<b>Boiler Capacity (Water Volume)</b>	ltr	4	4	5	6	9	10
<b>Noise Level at 1 metre</b>	db(A)	<50	<50	<50	<50	<50	<50

\* Australian Efficiency Ratings as per AS 4552

## AUSTRALIAN APPROVALS

- › BAXI Duo-Tec MP+ boilers are tested and approved for Australian use
- › Indoor and Outdoor applications
- › Natural Gas and Propane Gas
- › Relevant Electrical and Fittings approvals



Complies with  
AS 3498/AS 4552



AGA Cert  
No. 7023



N28384

# BAXI Power HT

## FLOOR STANDING COMMERCIAL GAS CONDENSING BOILER

**BAXI Power HT floor standing condensing boilers for commercial applications. Leading European technology, high efficiency and compact dimensions. Suitable for indoor and outdoor installation and available in 85kW, 100kW, 120kW and 150 kW.**

**Ideal for single unit installations and cascade systems of up to 12 boilers (12 x 150 = 1800kW). AGA approvals for natural and propane gas.**

Simple to use keypad, remote controller and outdoor probe option.



### Features

- › Comes in four models 85kw - 150kW, indoor and outdoor use
- › Stainless Steel Heat Exchanger, Anti-frost device
- › BAXI by Siemens remote controller and outdoor probe option for outdoor compensation
- › Digital boiler programming and control / double CPU microprocessor for performance optimisation
- › System to prevent pump sticking, cycles every 24 hours
- › Mixed system control (high and low temperature)
- › Indoor / Outdoor, NG, LPG and AGA approved
- › Facility for DHW and solar integration
- › Conforms to strict European ERP standards

### Flexible Cascade Installation

- › Cascade installation up to 12 boilers (12 x 150 = 1800kW)
- › Connection available for indirect DHW cylinder electrical connections for secondary heating and DHW pump

### Retro Fit

- › Compact size and weight ideal for retro fit applications, difficult access plant rooms and roof tops

### High Efficiency

- › Rated Efficiency 96% @ 50 °C, 90% @ 80 °C as per AS 4552
- › Condensing pre-mix burner, reuses waste flue gases reduces noxious waste (up to 80% of NOx, 90% of CO)
- › Modulating fan ensures maximum efficiency and constant air/gas ratio across whole range of outputs
- › Used in low temperature systems, condensing boilers typically facilitate a reduction of up to 30% in gas expenditure



**Environmental**  
Reduced NOx waste  
Reduced CO waste



**Commercial**  
Factories, hospitals,  
aged care, offices



**Warranty**  
1 Yr Boiler & Parts  
5 Yr Heat Exchanger



**High Efficiency**  
Class leading  
Energy Efficiency



**Cascade Install**  
Cascade install  
up to 1800kW



**Compact**  
Compact size  
for easy install

## Complete System Accessories

- › Complete range of system accessories to support system installations
- › Cascade pipe kits, hydraulic separators, relay boxes, flue kits, partage controllers, expansion tanks, valves, fluid management, plinth stands available
- › 1 Year Boiler warranty including parts and labour
- › 5 Year Heat Exchanger warranty



▲  
Power HT  
Indoor Models



▲  
Power HT  
Outdoor Models

## Specification & Performance

		Power HT 85kW	Power HT 100kW	Power HT 120kW	Power HT 150kW
<b>Model Code</b>		PHT 1.0850	PHT 1.1000	PHT 1.1200	PHT 1.1500
<b>Type (Indoor / Outdoor)</b>		ID / OD	ID / OD	ID / OD	ID / OD
<b>Gas Used (Natural / Propane)</b>		NG / LPG	NG / LPG	NG / LPG	NG / LPG
<b>Nominal Gas Consumption</b>	MJ/h	350	367	444	554
<b>Turn Down Gas Consumption</b>	MJ/h	112	128	155	194
<b>Modulation Ratio</b>		1:3	1:3	1:3	1:3
<b>Max Heat Output at 80/60 °C</b>	kW	85	100	120	150
<b>Min Heat Output at 80/60 °C</b>	kW	32.2	35.8	39.0	40.4
<b>* Efficiency at 80/60 °C</b>	%	90	90	90	90
<b>Max Heat Output at 50/30 °C</b>	kW	89.3	105	126	157.8
<b>Min Heat Output at 50/30 °C</b>	kW	34.9	38.8	42.1	43.7
<b>* Efficiency at 50/30 °C</b>	%	96	96	96	96
<b>Min-Max Water Circuit Pressure</b>	bar/kPa	0.5-4.0 / 50-400	0.5-4.0 / 50-400	0.5-4.0 / 50-400	0.5-4.0 / 50-400
<b>Heating Circuit Temp Range</b>	°C	25 - 80	25 - 80	25 - 80	25 - 80
<b>Waste NOx Emissions</b>	mg/kWh	38	35	32	35
<b>Gas Input Pressure (NG/ LPG)</b>	kPa	1.13 / 2.75	1.13 / 2.75	1.13 / 2.75	1.13 / 2.75
<b>Flue Connection</b>	mm	100	100	100	100
<b>Max Flue Temperature</b>	°C	78	80	77	75
<b>Power Supply</b>	V/Hz	240V / 50Hz	240V / 50Hz	240V / 50Hz	240V / 50Hz
<b>Power Consumption</b>	W	100	160	235	235
<b>Net Weight (Indoor / Outdoor)</b>	kg	75 / 80	83 / 88	95 / 100	103 / 108
<b>Boiler Capacity (Water Volume)</b>	lt	13.7	21	23.3	25.3
<b>Noise Level at 1metre</b>	db(A)	<50	<50	<50	<50

\* Australian Efficiency Ratings as per AS 4552

## AUSTRALIAN APPROVALS

- › BAXI Power HT boilers are tested and approved for Australian use
- › Indoor and Outdoor applications
- › Natural Gas and Propane Gas
- › Relevant Electrical and Fittings approvals



Complies with  
AS 3498/AS 4552



AGA Cert  
No. 7023

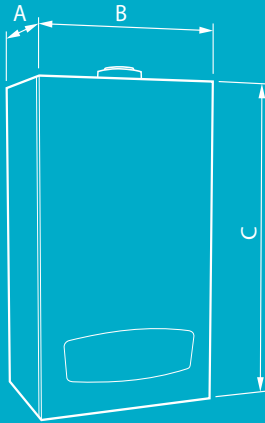


N28384

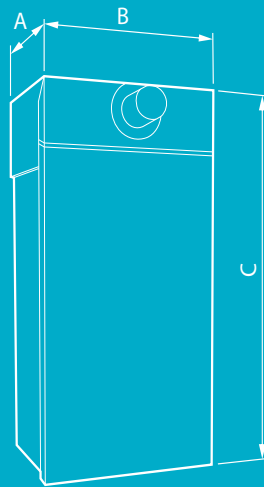
# Technical Diagrams

## Duo-Tec MP+ 1.35, 1.50, 1.60, 1.70, 1.90, 1.110

### INDOOR MODEL

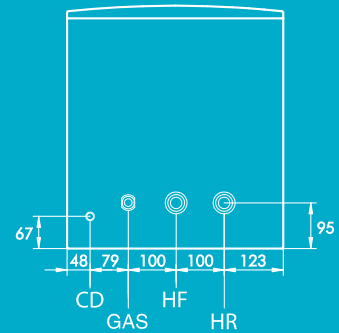


### OUTDOOR MODEL

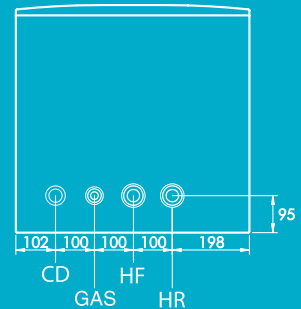


### CONNECTION DIAGRAM

Duo-Tec MP+ 1.35, 1.50, 1.60, 1.70



Duo-Tec MP+ 1.90, 1.110



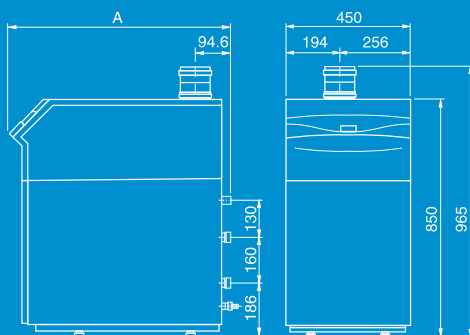
		DTMP 1.35	DTMP 1.50	DTMP 1.60	DTMP 1.70	DTMP 1.90	DTMP 1.110
A = Depth (Indoor)	mm	377	377	377	505	584	584
A = Depth (Outdoor)	mm	400	400	400	530	608	608
B = Width (Indoor)	mm	450	450	450	450	600	600
B = Width (Outdoor)	mm	473	473	473	473	623	623
C = Height (Indoor)	mm	766	766	766	766	952	952
C = Height (Outdoor)	mm	960	960	960	960	1252	1252

	DTMP 1.35 - 1.70	DTMP 1.90 - 1.110
HF: Heating Flow	1"	1½"
HR: Heating Return	1"	1½"
GAS: Gas Inlet to Boiler	¾"	1"
CD: Condensate Drain	Fixed ¾"	Flexible 1"

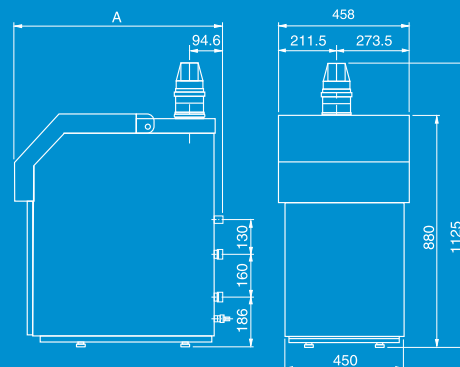
(All male BSP threads)

## Power HT 1.0850, 1.1000, 1.1200, 1.1500

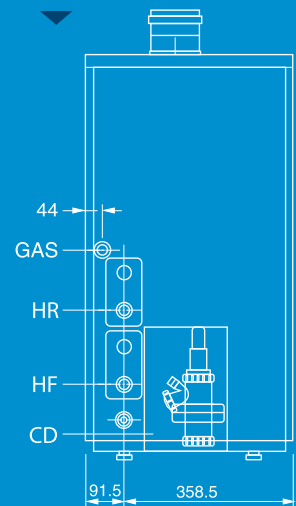
### INDOOR MODEL



### OUTDOOR MODEL



### CONNECTION DIAGRAM



		PHT 1.0850	PHT 1.1000	PHT 1.1200	PHT 1.1500
A = Depth (Indoor)	mm	777	847	1000	1108
A = Depth (Outdoor)	mm	780	850	1005	1110

	PHT 1.0850	PHT 1.1000 - 1.1500
HF: Heating Flow	1"	1½"
HR: Heating Return	1"	1½"
GAS: Gas Inlet to Boiler	¾"	1"
CD: Condensate Drain	Flexible 1"	Flexible 1"

(All male BSP threads)



**GLOW CITY**  
352 Morphett Road  
Warradale SA 5046  
8397 6100

**GLOW SOUTH COAST**  
16 Wright Road  
Goolwa SA 5214  
8554 2860

info@glowhce.com.au | glowhce.com.au