



# WOOD INSERTS & FIREPLACES



[regency-fire.com.au](http://regency-fire.com.au)

# REGENCY MANSFIELD™

## Wood See-Through Fireplace



Mansfield shown with 30mm finishing trim.

There are 2 sides to every fire. This see-through gives you 2x the viewing area and 2x the control. Regency now provides an option to choose 2 rooms that benefit from this wood heater. Designed to not only meet, but exceed the very latest Australian requirements for emissions and efficiency, this is the latest in heating technology.

### STANDARD FEATURES

- Heats approx 100 - 200 sq.m\* (depending on the number of fans fitted and ducting kits)
- Large see-through glass viewing area (790mm x 310mm)
- Draft control, accessible on each side, with airwash
- Removable door handle tool
- Wood loading ability, on each side
- Stainless steel andirons
- 5mm steel firebox – lined with high quality firebrick
- Reduced Clearance box included
- Low emissions: 1.3 g/kg
- 63% efficiency





Mansfield shown with 50mm finishing trim and mandatory ventilation grill.

## OPTIONS

- Slim line finishing trims available (30mm & 50mm)
- Base frame kit – raises unit 300mm on sturdy steel frame
- Heat distribution kit with flexible ducting, up to 2 can be used
- Outside air kit with flexible ducting
- Regency triple skin, zero clearance, wood fire flue kit available (must be used with this appliance)

*\*Heating capacity and any burn times are a guide only and can be affected by some or all of the following examples: drafts under doorways or between floorboards, large glass areas not covered by heavy drapes/curtains, green, wet or damp wood, ceiling heights greater than 2.4 metres or cathedral type ceilings, poor or no insulation.*

# REGENCY MONTROSE

## Large Wood Fireplace



Montrose shown with 50mm trim.

The Montrose is designed to fit into a custom built wall without a brick fireplace or chimney ensuring it can be featured in any room. As a slow combustion heater the unit can be controlled to maximize heat output as well as wood usage. Designed to not only meet, but exceed the very latest Australian requirements for emissions and efficiency, this is the latest in heating technology.

### STANDARD FEATURES

- Heats approx 100 - 200 sq.m\* (depending on the number of fans fitted and ducting kits)
- Large glass viewing area (790mm x 310mm)
- Single draft control with airwash
- Removable door handle tool
- 5mm steel firebox – lined with high quality firebrick
- Stainless steel andiron
- Reduced Clearance box included
- Low emissions: 1.2 g/kg
- 62% efficiency





Montrose shown with 50mm trim.

## OPTIONS

- Slim line finishing trims available (30mm & 50mm)
- Base frame kit – raises unit 300mm on sturdy steel frame
- Heat distribution kit with flexible ducting, up to 2 can be used
- Outside air kit with flexible ducting
- Triple skin, zero clearance, wood fire flue kit available

*\*Heating capacity and any burn times are a guide only and can be affected by some or all of the following examples: drafts under doorways or between floorboards, large glass areas not covered by heavy drapes/curtains, green, wet or damp wood, ceiling heights greater than 2.4 metres or cathedral type ceilings, poor or no insulation.*

# REGENCY BERWICK®

## Medium Wood Insert



Berwick wood insert.

The Berwick wood fire is a contemporary styled wood inbuilt in a convenient size that is ideal for medium sized living areas. The Berwick is designed for fireplace openings that were previously thought too small for other wood heaters. You can also create your own fireplace using the Regency approved zero clearance box.

### STANDARD FEATURES

- Heats approx. 180+ sq.m\*
- Large glass viewing area (458 x 260mm)
- Single rod draft control
- Strong bakelite handles
- Steel firebox with firebrick lining on the sides
- Airwash system
- Black 3-sided fascia
- 2-speed fan
- Low emissions: 0.6 g/kg
- 61% efficiency

### OPTIONS

- Zero clearance kit
- Steel baffles
- Cast iron liners

*\*Heating capacity and any burn times are a guide only and can be affected by some or all of the following examples: drafts under doorways or between floorboards, large glass areas not covered by heavy drapes/curtains, green, wet or damp wood, ceiling heights greater than 2.4 metres or cathedral type ceilings, poor or no insulation.*



# REGENCY BELLERIVE®

## Large Wood Insert



Bellerive wood insert.

Designed with lifestyle in mind, the Bellerive wood fire is the ideal choice for a large family or living area with the added benefit of being developed to fit comfortably into large existing fireplaces. Most of the heat generated in Regency wood inbuilts does not escape up the chimney but is kept in your cozy home.

### STANDARD FEATURES

- Heats approx. 250+ sq.m\*
- Large glass viewing area (595 x 290mm)
- Single rod draft control
- Steel baffle
- Strong bakelite handles
- Steel firebox with cast iron lining & a firebrick base
- Airwash system
- Black 3-sided fascia
- 2-speed fan
- Low emissions: 0.8 g/kg
- 65% efficiency

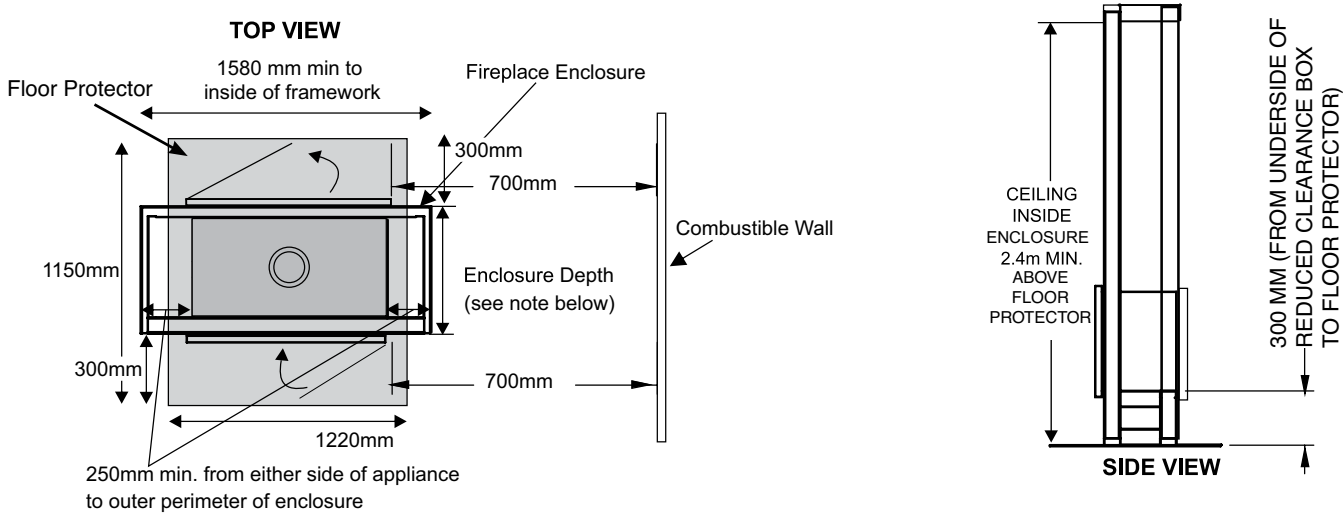
### OPTIONS

- Zero clearance kit

*\*Heating capacity and any burn times are a guide only and can be affected by some or all of the following examples: drafts under doorways or between floorboards, large glass areas not covered by heavy drapes/curtains, green, wet or damp wood, ceiling heights greater than 2.4 metres or cathedral type ceilings, poor or no insulation.*

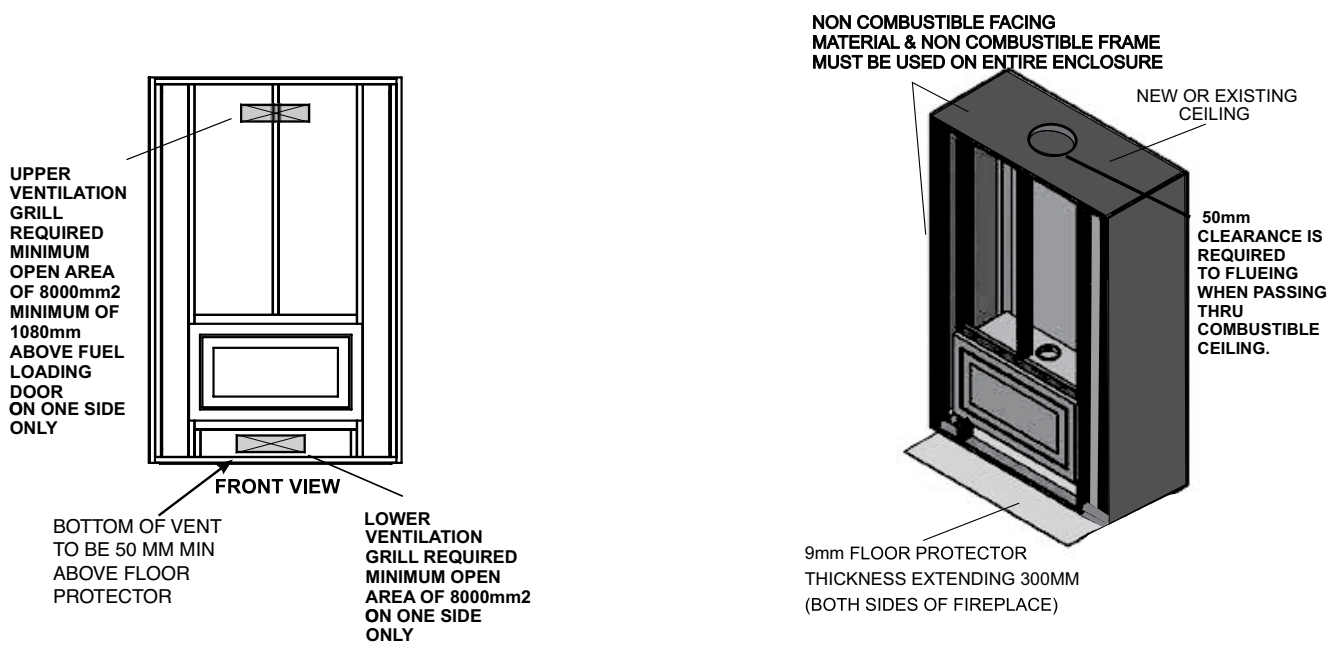
# SPECIFICATIONS (MM)

## MANSFIELD



NOTE : Enclosure depth will depend on the the finished wall thickness on each side of the enclosure - see installation manual for details.

## FRAMING



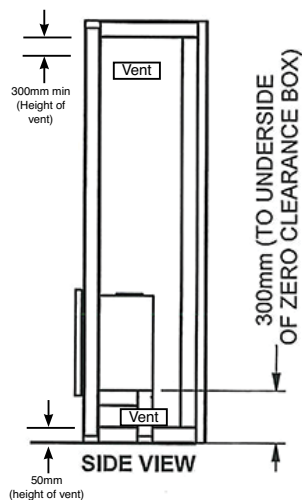
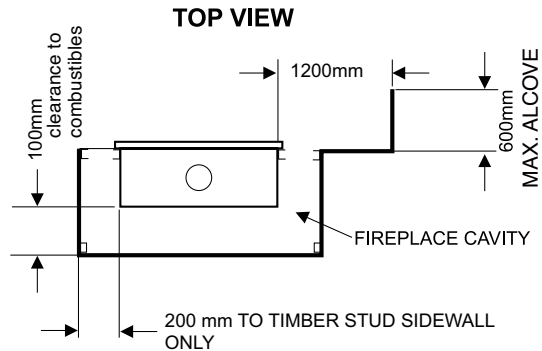
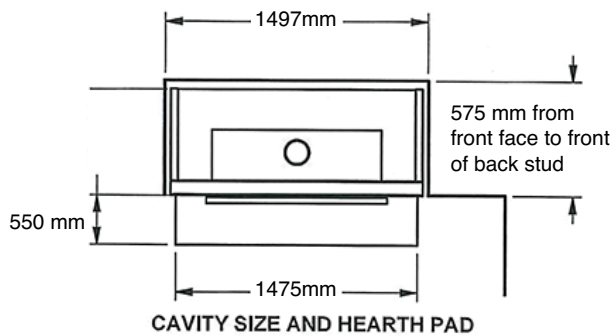
Note: Heating capacity and any burn times are a guide only and can be affected by some or all of the following examples: drafts under doorways or between floorboards, large glass areas not covered by heavy drapes/curtains, green, wet or damp wood, ceiling heights greater than 2.4 metres or cathedral type ceilings, poor or no insulation.

**All product specifications are subject to change without notice. Before installing refer to the relevant product manual for full and up to date information.** Product pictures are a guide only, all wood fires must be installed as per AS 2918. All Regency wood fires exceed stringent joint Australian and New Zealand Standards AS/NZS 4012/4013 (2014). Not all products are available at all outlets.



# SPECIFICATIONS (MM)

## MONTROSE

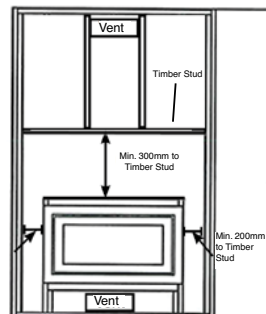


## FRAMING

MUST USE NON-COMBUSTIBLE MATERIAL 315 MM ABOVE THE UNITS REDUCED CLEARANCE BOX, 200 MM FROM THE SIDES OF THE REDUCED CLEARANCE BOX AND ALL FRONT SURFACES BELOW THE REDUCED CLEARANCE BOX

### CLEARANCE TO COMBUSTIBLES

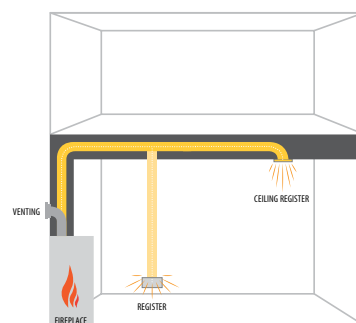
Note: Venting in the ceiling of the enclosure around the outer triple flue skin must be a minimum of 25mm clearance evenly spaced around the outer casing.



Hearth extends under unit base

## HEAT DISTRIBUTION (MANSFIELD & MONTROSE)

Increase the effectiveness of your fireplace by dispersing warm air from the fireplace to remote locations in the same room or other rooms in your home by using the heat distribution kit.

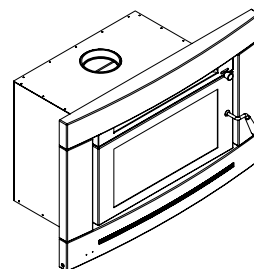
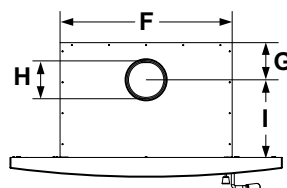
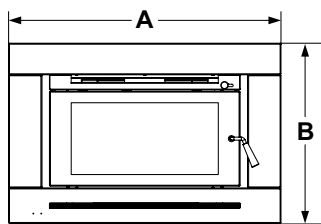
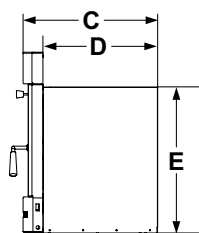


Note: Heating capacity and any burn times are a guide only and can be affected by some or all of the following examples: drafts under doorways or between floorboards, large glass areas not covered by heavy drapes/curtains, green, wet or damp wood, ceiling heights greater than 2.4 metres or cathedral type ceilings, poor or no insulation.

All product specifications are subject to change without notice. Before installing refer to the relevant product manual for full and up to date information. Product pictures are a guide only, all wood fires must be installed as per AS 2918. All Regency wood fires exceed stringent joint Australian and New Zealand Standards AS/NZS 4012/4013 (2014). Not all products are available at all outlets.

# SPECIFICATIONS (MM)

## BERWICK & BELLERIVE

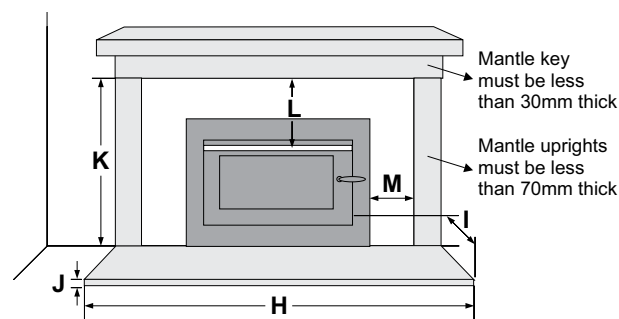


Unit Dimensions	A	B	C	D	E	F	G	H	I
Bellerive	1100	730	544	464	590	695	150	153	314
Berwick	940	698	479	415	585	637	177	153	238

Minimum Fireplace Opening	Width	Height	Depth
Bellerive	699	597	468
Berwick	640	589	420

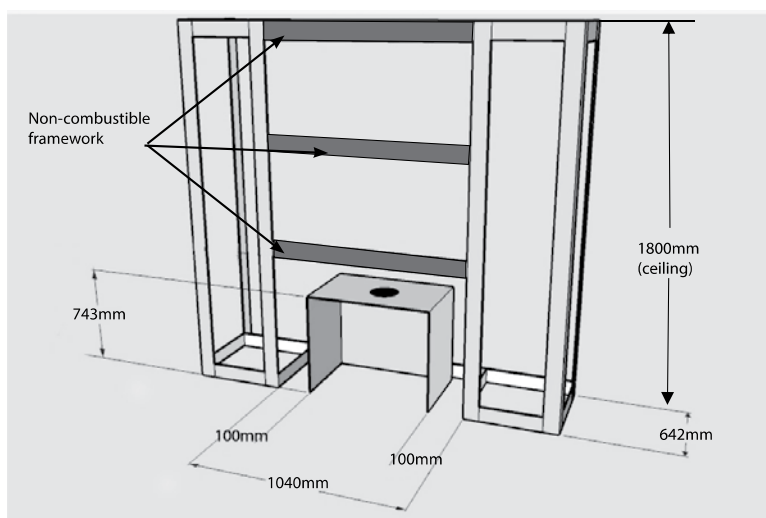
Masonry Chimney Hearth Clearances	H	I	J	K	L	M
Bellerive	1017	400	110	1200	600	30
Berwick	875	350	110	1185	600	30

Zero Clearance Hearth Dimensions	H	I	J
Bellerive	1017	820	30
Berwick	875	570	24



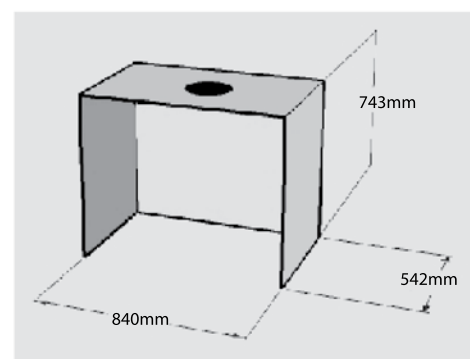
Note: Hearth clearances can be reduced by raising the heater above the hearth.

## ZERO CLEARANCE DIMENSIONS TO COMBUSTIBLE MATERIALS



**IMPORTANT:** Non-combustible sheeting of a minimum thickness of 9mm must be used on the front face of the enclosure.

## ZERO CLEARANCE BOX DIMENSIONS



Ceiling requires 100mm airgap where flue penetrates (minimum 450mm diameter cutout).

ALL FRAMING MATERIAL (WHERE SHADED)  
MUST BE NON-COMBUSTIBLE

NOTE: The Bellerive and Berwick are approved for zero clearance installations – please see manual for exact instructions. It is important to understand and check local regulations prior to commencing installation.

NOTE: Heating capacity and any burn times are a guide only and can be affected by some or all of the following examples: drafts under doorways or between floorboards, large glass areas not covered by heavy drapes/curtains, green, wet or damp wood, ceiling heights greater than 2.4 metres or cathedral type ceilings, poor or no insulation.

**All product specifications are subject to change without notice. Before installing refer to the relevant product manual for full and up to date information.** Product pictures are a guide only, all wood fires must be installed as per AS 2918. All Regency wood fires exceed stringent joint Australian and New Zealand Standards ASNZS 4012/4013 (2014). Not all products are available at all outlets.



# INDUSTRY'S BEST WARRANTY



## ENJOY YOUR REGENCY — FOR LIFE

You'll be happy with your Regency for years to come, our 15 years Limited Warranty guarantees it. Not only have we invested in quality workmanship, the finest materials and durable heavy-duty construction but we have carefully selected a dealer network that is committed to your satisfaction. All Regency wood fires exceed stringent Australian testing standards. We know that you will be as proud of your Regency as we are.



**NOTE:** All product specifications are subject to change without notice. Before installing refer to the relevant product manual for full and up to date information. Heating capabilities of units are affected by: drafts under doorways or through flooring, large glass areas not covered by heavy drapes, ceiling heights greater than 2.4m or cathedral type ceilings, poor or no insulation and geographical locations.



Find More Products at **REGENCY-FIRE.COM.AU**



#### **Glow City**

352 Morphet Rd  
Warradale  
8397 6100

#### **Glow South Coast**

4 Victor Harbor-Goolwa Rd  
Middleton  
8554 2860

**info@glowhce.com.au | www.glowhce.com.au**



**Disclaimer: Appearance of flames varies with installation and fuel type.**

©2022 FPI Fireplace Products International Ltd. Regency®, Bellerive®, Berwick® are the registered and/or proprietary trademarks of FPI Fireplace Products International Ltd. All rights reserved. (07/22)  
Part no. 944-297

**Fireplace Products Australia Pty Ltd.**  
99 Colemans Rd, Dandenong South VIC,  
3175, Australia  
**Phone:** 1 800 081 978  
**Fax:** 03 9799 7822  
**Email:** sales@regency-fire.com.au

**Distributor WA**  
**Air Group Australia**  
28 Division St.  
Welshpool WA 6106  
Australia  
**Phone:** 08 9350 2200